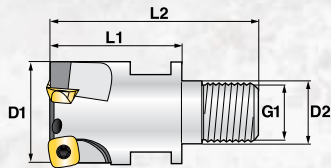
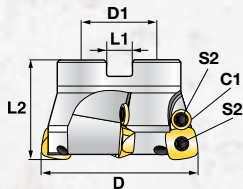


# High Feed Indexable Milling Program Tools



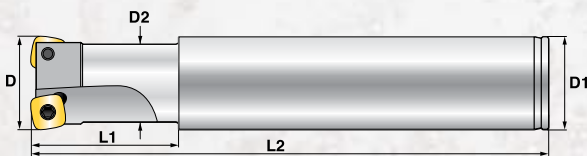
## HFSC - Modular Screw-On Heads

Tool Ordering Number	Dimensions					Thread G1	Screw	Clamp	Key	Use with Inserts	CAM R
	ØD	L1	L2	D2	Z						
HFSC-1000/3	1.000	1.250	2.000	.429	3	M10	HFIS-1	-	T8	HFIC-09T3	0.089
HFSC-1250/4	1.250	1.570	2.500	.649	4	M12	HFIS-1	-	T8	HFIC-09T3	0.089
HFSC-1500/4	1.500	1.570	2.500	.649	4	M16	HFIS-2	HFIC-1	T15	HFIC-1204 HFICR-1204	0.138



## HFA - Shell Milling Cutters

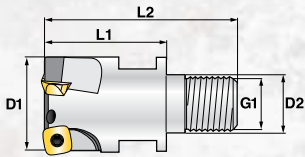
Tool Ordering Number	Dimensions					Screw S1	Screw S2	Clamp C1	Key	Use with Inserts	CAM R
	ØD	ØD1	L1	L2	Z						
HFA-1500/4	1.500	0.500	0.252	1.575	4	HFIS-2	HFIS-2	HFIC-1	T15	HFIC-1204 HFICR-1204	0.138
HFA-2000/5	2.000	0.750	0.312	1.575	5	HFIS-2	HFIS-2	HFIC-1	T15	HFIC-1204 HFICR-1204	0.138
HFA-2500/6	2.500	1.000	0.375	1.575	6	HFIS-2	HFIS-2	HFIC-1	T15	HFIC-1204 HFICR-1204	0.138
HFA-3000/7	3.000	1.000	0.375	1.968	7	HFIS-2	HFIS-2	HFIC-1	T15	HFIC-1204 HFICR-1204	0.138
HFA-4000/8	4.000	1.250	0.500	1.968	8	HFIS-2	HFIS-2	HFIC-1	T15	HFIC-1204 HFICR-1204	0.138



## HFSS - End Milling Cutters

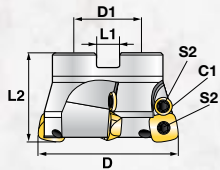
Tool Ordering Number	Dimensions					Screw	Clamp C1	Key	Use with Inserts	CAM R
	ØD	ØD1	L1	L2	Z					
HFSS-1000-5.5-1000	1.000	1.000	1.580	5.500	3	HFIS-1	-	T8	HFIC-09T3	0.089
HFSS-1000-7.0-1000	1.000	1.000	1.580	7.000	3	HFIS-1	-	T8	HFIC-09T3	0.089
HFSS-1250-6.0-1250	1.250	1.250	1.580	6.000	3	HFIS-1	-	T8	HFIC-09T3	0.089
HFSS-1250-8.0-1250	1.250	1.250	1.580	8.000	3	HFIS-1	-	T8	HFIC-09T3	0.089
HFSS-1500-6.0-1500	1.500	1.500	1.580	6.000	4	HFIS-2	HFIC-1	T15	HFIC-1204 HFICR-1204	0.138
HFSS-1500-9.0-1500	1.500	1.500	1.580	9.000	4	HFIS-2	HFIC-1	T15	HFIC-1204 HFICR-1204	0.138

## High Feed Indexable Milling Program Tools



### HFSC - Modular Screw-On Heads

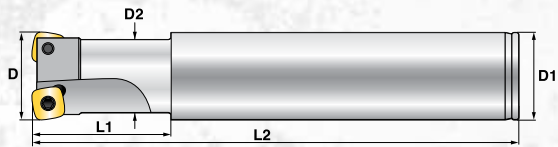
Tool Ordering Number	Dimensions					Thread G1	Screw	Clamp	Key	Use with Inserts	CAM R
	ØD	L1	L2	D2	Z						
HFSC-20/2	20	31	49	10,5	2	M10	HFIS 1	-	T8	HFCl-09T3	2,27
HFSC-25/3	25	32	54	12,5	3	M12	HFIS 1	-	T8	HFCl-09T3	2,27
HFSC-30/4	30	40	63	17,0	4	M16	HFIS 1	-	T8	HFCl-09T3	2,27
HFSC-32/4	32	40	63	17,0	4	M16	HFIS 1	-	T8	HFCl-09T3	2,27
HFSC-32/3	32	40	63	17,0	3	M16	HFIS 2	HFIC-1	T15	HFCl-1204 HFCl-1204	3,52
HFSC-42/4	42	40	63	17,0	4	M16	HFIS 2	HFIC-1	T15	HFCl-1204 HFCl-1204	3,52



### HFA - Shell Milling Cutters

Tool Ordering Number	Dimensions					Screw S1	Screw S2	Clamp C1	Key	Use with Inserts	CAM R
	ØD	ØD1	L1	L2	Z						
HFA-42/4	42	16	8,4	40	4	HFIS-2	HFIS-2	HFIC-1	T15	HFCl-1204 HFCl-1204	3,52
HFA-50/5	50	22	10,4	40	5	HFIS-2	HFIS-2	HFIC-1	T15	HFCl-1204 HFCl-1204	3,52
HFA-52/5	52	22	10,4	50	5	HFIS-2	HFIS-2	HFIC-1	T15	HFCl-1204 HFCl-1204	3,52
HFA-63/6	63	27	12,4	50	6	HFIS-2	HFIS-2	HFIC-1	T15	HFCl-1204 HFCl-1204	3,52
HFA-66/6	66	27	12,4	50	6	HFIS-2	HFIS-2	HFIC-1	T15	HFCl-1204 HFCl-1204	3,52
HFA-80/7	80	27	12,4	50	7	HFIS-2	HFIS-2	HFIC-1	T15	HFCl-1204 HFCl-1204	3,52
HFA-100/8	100	32	14,4	50	8	HFIS-2	HFIS-2	HFIC-1	T15	HFCl-1204 HFCl-1204	3,52

## High Feed Indexable Milling Program Tools



### HFSS - End Milling Cutters

Tool Ordering Number	Dimensions					Screw	Clamp C1	Key	Use with Inserts	CAM R
	ØD	ØD1	L1	L2	Z					
HFSS-20-110-20	20	20	30	110	2	HFIS-1	-	T8	HFCI-09T3	2,27
HFSS-25-100-25	25	25	30	100	3	HFIS-1	-	T8	HFCI-09T3	2,27
HFSS-25-140-25	25	25	40	140	3	HFIS-1	-	T8	HFCI-09T3	2,27
HFSS-25-240-25	25	25	40	240	3	HFIS-1	-	T8	HFCI-09T3	2,27
HFSS-32-140-32	32	32	40	140	4	HFIS-1	-	T8	HFCI-09T3	2,27
HFSS-32-240-32	32	32	40	240	4	HFIS-1	-	T8	HFCI-09T3	2,27
HFSS-40-140-32	40	32	-	140	4	HFIS-2	HFIC-1	T15	HFCI-1204 HFCR-1204	3,52
HFSS-40-240-32	40	32	-	240	4	HFIS-2	HFIC-1	T15	HFCI-1204 HFCR-1204	3,52